

# How to Make an Estimated Tax Payment Online

1 Navigate to <https://mypath.pa.gov/>



## Payments

Electronically pay a bill, submit estimated and extension payments, make a return payment, and more...

- > [Make a Payment](#)
- > Track My Payments and Credits
- > Setup a Payment Plan
- > Pay Off a Lien



## Returns

File your returns

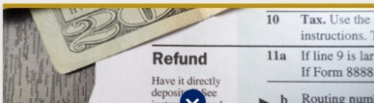
- > File a PA Personal Income Tax Return
- > Presentar una declaración de impuestos sobre la renta personal de PA
- > How to File Business Tax Returns
- > File a Use Tax Return
- > Verify 1099-G or 1099-INT Amount



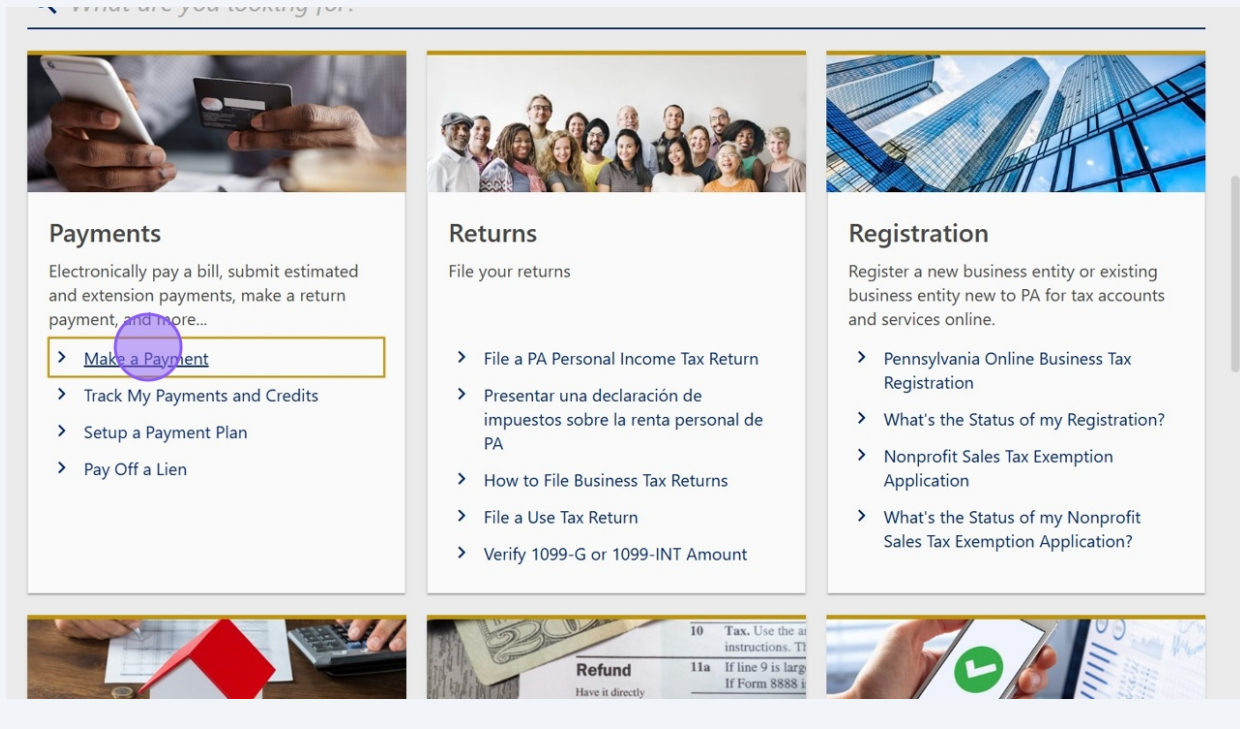
## Registration

Register a new business entity or existing business entity new to PA for tax accounts and services online.

- > Pennsylvania Online Business Tax Registration
- > What's the Status of my Registration?
- > Nonprofit Sales Tax Exemption Application
- > What's the Status of my Nonprofit Sales Tax Exemption Application?



## 2 Click "Make a Payment"



The screenshot shows the Pennsylvania Department of Revenue website. The 'Payments' section is highlighted with a purple circle. Below it, the 'Returns' and 'Registration' sections are visible. The 'Make a Payment' link is highlighted with a yellow box.

**Payments**  
Electronically pay a bill, submit estimated and extension payments, make a return payment, and more...

- > **Make a Payment**
- > Track My Payments and Credits
- > Setup a Payment Plan
- > Pay Off a Lien

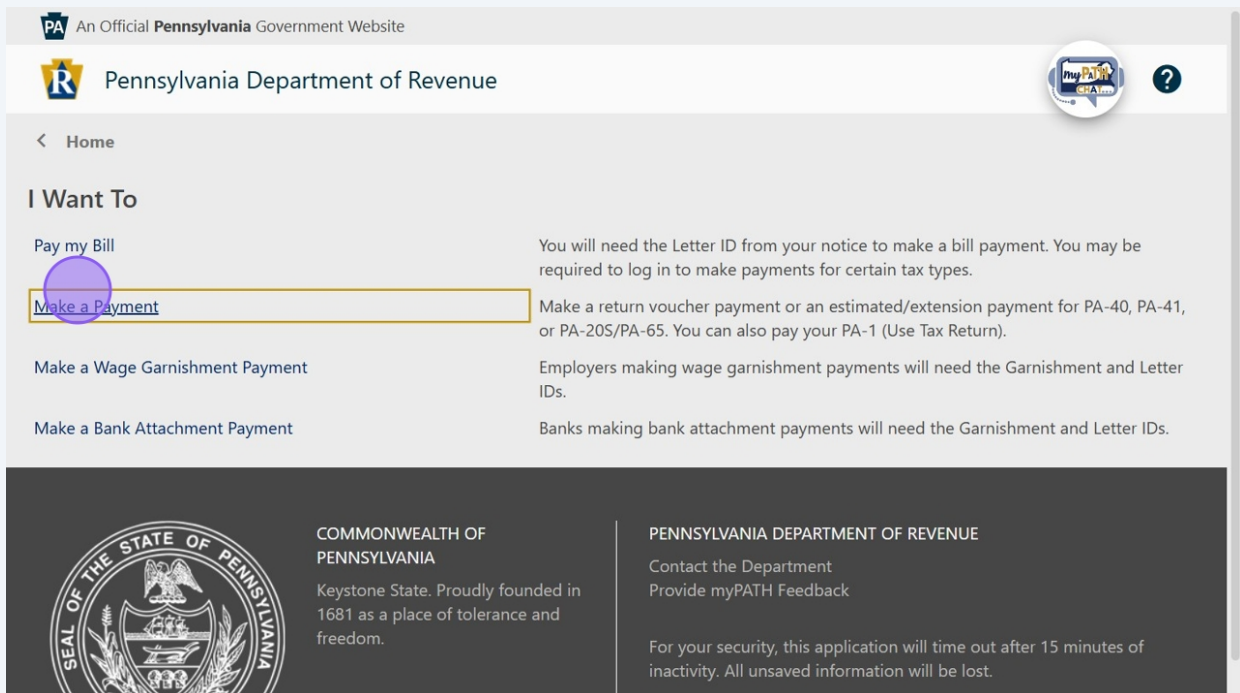
**Returns**  
File your returns

- > File a PA Personal Income Tax Return
- > Presentar una declaración de impuestos sobre la renta personal de PA
- > How to File Business Tax Returns
- > File a Use Tax Return
- > Verify 1099-G or 1099-INT Amount

**Registration**  
Register a new business entity or existing business entity new to PA for tax accounts and services online.

- > Pennsylvania Online Business Tax Registration
- > What's the Status of my Registration?
- > Nonprofit Sales Tax Exemption Application
- > What's the Status of my Nonprofit Sales Tax Exemption Application?

## 3 Click "Make a Payment"



The screenshot shows the Pennsylvania Department of Revenue website. The 'I Want To' section is highlighted with a purple circle. Below it, the 'Make a Payment' link is highlighted with a yellow box. The 'Pay my Bill' link is also visible. The 'Make a Wage Garnishment Payment' and 'Make a Bank Attachment Payment' links are also visible. The 'Pay my Bill' link is highlighted with a purple circle.

**PA** An Official **Pennsylvania** Government Website

**PA** **Pennsylvania Department of Revenue**

< Home

**I Want To**

Pay my Bill

**Make a Payment**

Make a Wage Garnishment Payment

Make a Bank Attachment Payment

You will need the Letter ID from your notice to make a bill payment. You may be required to log in to make payments for certain tax types.

Make a return voucher payment or an estimated/extension payment for PA-40, PA-41, or PA-205/PA-65. You can also pay your PA-1 (Use Tax Return).

Employers making wage garnishment payments will need the Garnishment and Letter IDs.

Banks making bank attachment payments will need the Garnishment and Letter IDs.

**COMMONWEALTH OF PENNSYLVANIA**  
Keystone State. Proudly founded in 1681 as a place of tolerance and freedom.

**PENNSYLVANIA DEPARTMENT OF REVENUE**  
Contact the Department  
Provide myPATH Feedback

For your security, this application will time out after 15 minutes of inactivity. All unsaved information will be lost.

4 Select the "Personal Income Tax" option.

**Make a Payment**

**Make a Payment**

Demographics Payment

**How would you like to apply your payment?**

Account type Payment type\* Tax year\* Tax Month

Personal Income Tax Required Required

*For additional payment options, please cancel and log in to your account.*

**Taxpayer**

Identification type\*

Social Security Number

Individual Taxpayer ID Number

**Primary Phone**

Country

USA

Type\*

Cancel Previous Next

5 Select the "Estimated Payment" option.

**Make a Payment**

**Make a Payment**

Demographics Payment

**How would you like to apply your payment?**

Account type Payment type\* Tax year\* Tax Month

Personal Income Tax Estimated Payment Required

*For additional payment options, please cancel and log in to your account.*

**Taxpayer**

Identification type\*

Social Security Number

Individual Taxpayer ID Number

**Primary Phone**

Country

USA

Type\*

Cancel Previous Next

6 Select the "2025" option.

### Make a Payment

Make a Payment

Demographics Payment

#### How would you like to apply your payment?

Account type Payment type Tax year Tax Month

Personal Income Tax Estimated Payment 2025 Required

*For additional payment options, please cancel and log in to your account.*

#### Taxpayer

Identification type \*

Social Security Number

Individual Taxpayer ID Number

#### Primary Phone

Country

USA

Type \*

Cancel Previous Next

7 Click "Social Security Number"

### How would you like to apply your payment?

Account type Payment type Tax year Tax Month

Personal Income Tax Estimated Payment 2025

*For additional payment options, please cancel and log in to your account.*

#### Taxpayer

Identification type \*

Social Security Number

Individual Taxpayer ID Number

First name \*

Required

Middle name

Last name \*

#### Primary Phone

Country

USA

Type \*

Required

Cancel Previous Next

8 Click the "Social Security Number" field.

**How would you like to apply your payment?**

Account type      Payment type      Tax year      Tax Month  
Personal Income Tax      Estimated Payment      2025        
*For additional payment options, please cancel and log in to your account.*

---

**Taxpayer**

Identification type

Social Security Number

Individual Taxpayer ID Number

Social Security Number \*  
Required

First name \*  
Required

Middle name

**Primary Phone**

Country  
USA

Type \*  
Required

Cancel      < Previous      Next >

9 Click the "First name" field.

**How would you like to apply your payment?**

Account type      Payment type      Tax year      Tax Month  
Personal Income Tax      Estimated Payment      2025        
*For additional payment options, please cancel and log in to your account.*

---

**Taxpayer**

Identification type

Social Security Number

Individual Taxpayer ID Number

Social Security Number \*  
Required

First name \*  
Required  
Format: 999-99-9999

Middle name

**Primary Phone**

Country  
USA

Type \*  
Required

Cancel      < Previous      Next >

## 10 Select the "Cell Phone" option.

Personal Income Tax ▾ Estimated Payment ▾ 2025 ▾

*For additional payment options, please cancel and log in to your account.*

### Taxpayer

Identification type

Social Security Number

Individual Taxpayer ID Number

Social Security Number

\*\*\*-\*\*-\*\*\*\*

First name

EMILY

Middle name

Last name

Provide spouse information ☐

### Primary Phone

Country

USA ▾

Type

Cell Phone ▾

Phone \* Required

*Required*

## 11 Enter your phone number

*For additional payment options, please cancel and log in to your account.*

### Taxpayer

Identification type

Social Security Number

Individual Taxpayer ID Number

Social Security Number

First name

EMILY

Middle name

Last name

Provide spouse information ☐

### Primary Phone

Country

USA ▾

Type

Cell Phone ▾

Phone \* Required

*Required*

Cancel < Previous Next >



## 12 Enter the address that is filed on your return

First name  
EMILY

Middle name

Last name

☐ Provide spouse information

(814) [masked]

Required  
Format: (999) 999-9999

Address \*

Required

Verify address

Cancel Previous Next

COMMONWEALTH OF PENNSYLVANIA DEPARTMENT OF REVENUE

## 13 Click "Verify address"

First name  
EMILY

Middle name

Last name

☐ Provide spouse information

(814) [masked]

Address \*

10580 GAGE ROAD, CRANESVILLE, PA 16410

Required

Verify address

Cancel Previous Next

COMMONWEALTH OF PENNSYLVANIA DEPARTMENT OF REVENUE

## 14 Click "Next"

First name  
EMILY

Middle name

Last name

☐ Provide spouse information

(814) €

Address

Address Verified

Cancel < Previous **Next** >

This screenshot shows a form for step 14. The form is divided into two main sections. The top section contains fields for 'First name' (filled with 'EMILY'), 'Middle name', and 'Last name'. Below these is a checkbox labeled 'Provide spouse information'. To the right of these fields is a field for a phone number, currently showing '(814) €'. The bottom section is titled 'Address' and contains a blurred address field. Below the address field is a green bar that says 'Address Verified'. At the bottom of the form, there are three buttons: 'Cancel', '< Previous', and a blue 'Next' button with a right arrow, which is circled in purple.

## 15 Choose ACH Debit or Credit Card (fee will apply to credit card)

Pennsylvania Department of Revenue

< Payment Options

Make a Payment

Make a Payment

Demographics Payment

How would you like to pay?

\* ACH Debit Credit/Debit Card

Cancel < Previous **Submit**

THE STATE OF PENNSYLVANIA COMMONWEALTH OF PENNSYLVANIA PENNSYLVANIA DEPARTMENT OF REVENUE Contact the Department

This screenshot shows the 'Make a Payment' page on the Pennsylvania Department of Revenue website. The page has a header with the department's name and logo. Below the header is a breadcrumb trail '< Payment Options'. The main heading is 'Make a Payment'. Below this is a progress bar with two steps: 'Demographics' (marked with a checkmark) and 'Payment' (marked with a right arrow). The 'Payment' step is active. Below the progress bar is a section titled 'How would you like to pay?'. It contains two buttons: '\* ACH Debit' (circled in purple) and 'Credit/Debit Card'. At the bottom of the form, there are three buttons: 'Cancel', '< Previous', and a blue 'Submit' button. The footer of the page contains the state seal, the text 'COMMONWEALTH OF PENNSYLVANIA', and 'PENNSYLVANIA DEPARTMENT OF REVENUE Contact the Department'.



## 16 Click the "Routing Number" field.

ACH Debit

Credit/Debit Card


There is no fee to use this payment option. By selecting "ACH" you will be initiating an Automated Clearing House (ACH) payment. This authorizes the Pennsylvania Department of Revenue to initiate a direct transfer of funds from your financial institution. To pay using a credit or debit card, select "Credit/Debit Card" (additional fees apply).

### Personal Income Tax


### Payment Channel

Type


Direct Debit - US Bank

Routing Number 


*Required*


Account Number  *Required*

*Required* Format: 999999999

Confirm Account Number 

*Required*


Bank Account Type 


☐ Checking 

### Payment


Remit estimated tax installments.

Payment Date

04-Apr-2025 


Amount 

*Required*

Confirm Amount 

*Required*

Cancel

 Previous

Submit

## 17 Enter Bank Account Number

ACH Debit

Credit/Debit Card


There is no fee to use this payment option. By selecting "ACH" you will be initiating an Automated Clearing House (ACH) payment. This authorizes the Pennsylvania Department of Revenue to initiate a direct transfer of funds from your financial institution. To pay using a credit or debit card, select "Credit/Debit Card" (additional fees apply).

### Personal Income Tax


### Payment Channel

Type


Direct Debit - US Bank

Routing Number 


00000


Account Number  *Required*

*Required* Format: 999999999

Confirm Account Number 

*Required*


Bank Account Type 


☐ Checking 

### Payment


Remit estimated tax installments.

Payment Date

04-Apr-2025 


Amount 

*Required*

Confirm Amount 

*Required*

Cancel

 Previous

Submit

## 18 Enter Bank Account Number

ACH Debit

Credit/Debit Card

There is no fee to use this payment option. By selecting "ACH" you will be initiating an Automated Clearing House (ACH) payment. This authorizes the Pennsylvania Department of Revenue to initiate a direct transfer of funds from your financial institution. To pay using a credit or debit card, select "Credit/Debit Card" (additional fees apply).

### Personal Income Tax

### Payment Channel

Type

Direct Debit - US Bank

Routing Number !

00000

Account Number \*

0000

Confirm Account Number \* Required

Required

Bank Account Type \*

☐ Checking ⌵

### Payment

Remit estimated tax installments.

Payment Date

04-Apr-2025 📅

Amount \*

Required

Confirm Amount \*

Required

Cancel

< Previous

Submit

## 19 Select Type of Bank Account

Personal Income Tax

### Payment Channel

Type

Direct Debit - US Bank

Routing Number !

00000

Account Number

0000

Confirm Account Number \*

0000

Bank Account Type \* Required

☒ Checking

☐ Savings

### Payment

Remit estimated tax installments.

Payment Date

04-Apr-2025 📅

Amount \*

Required


Confirm Amount \*

Required

Cancel

< Previous

Submit

 COMMONWEALTH OF PENNSYLVANIA

PENNSYLVANIA DEPARTMENT OF REVENUE  
Contact the Department

## 20 Enter Amount you want to pay

Pennsylvania Department of Revenue to initiate a direct transfer of funds from your financial institution. To pay using a credit or debit card, select "Credit/Debit Card" (additional fees apply).

### Personal Income Tax

### Payment Channel

Type

Direct Debit - US Bank

Routing Number

00000

Account Number

0000

Confirm Account Number

0000

Bank Account Type

☐ Checking

☒ Savings

### Payment

Remit estimated tax installments.

Payment Date

04-Apr-2025

Amount

Required

Confirm Amount

Required

## 21 Click the "Confirm Amount" field.

Credit/Debit Card (additional fees apply).

### Personal Income Tax

### Payment Channel

Type

Direct Debit - US Bank

Routing Number

00000

Account Number

0000

Confirm Account Number

0000

Bank Account Type

☐ Checking

☒ Savings

### Payment

Remit estimated tax installments.

Payment Date

04-Apr-2025

Amount

250

Confirm Amount

Required

Cancel

< Previous

Submit

## 22 Choose the date you want to pay it on (can be any day on or before each due date)

1st Quarter - due April 15, 2nd Quarter-due June 15, 3rd Quarter - due September 15 and 4th Quarter due the following year January 15

There is no fee to use this payment option. By selecting "ACH" you will be initiating an Automated Clearing House (ACH) payment. This authorizes the Pennsylvania Department of Revenue to initiate a direct transfer of funds from your financial institution. To pay using a credit or debit card, select "Credit/Debit Card" (additional fees apply).

### Personal Income Tax

### Payment Channel

Type

Direct Debit - US Bank

Routing Number

00000

Account Number

0000

Confirm Account Number

0000

Bank Account Type

☐ Checking

☒ Savings

### Payment

Remit estimated tax installments.

Payment Date

04-Apr-2025

Amount

250.00

Confirm Amount \*

250

Required

## 23 Click "Submit"

Credit/Debit Card (additional fees apply).

### Personal Income Tax

### Payment Channel

Type

Direct Debit - US Bank

Routing Number

00000

Account Number

0000

Confirm Account Number

0000

Bank Account Type

☐ Checking

☒ Savings

### Payment

Remit estimated tax installments.

Payment Date

15-Apr-2025

Amount

250.00

Confirm Amount

250.00

Cancel

< Previous

Submit