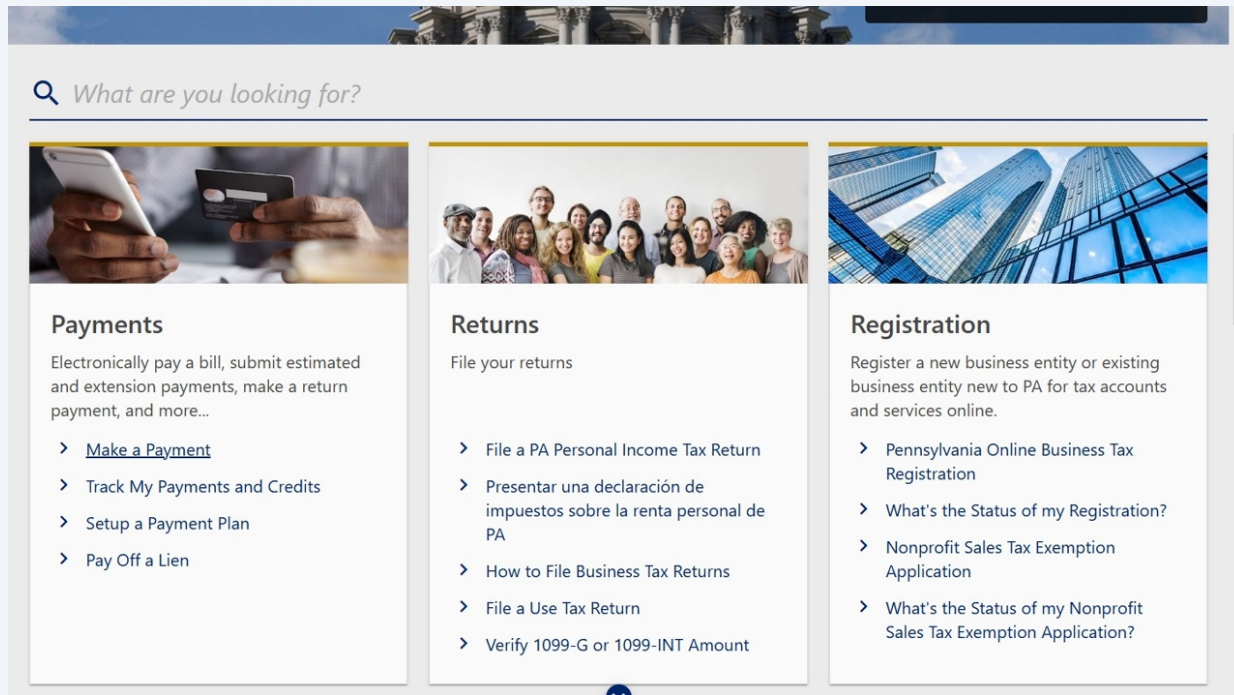


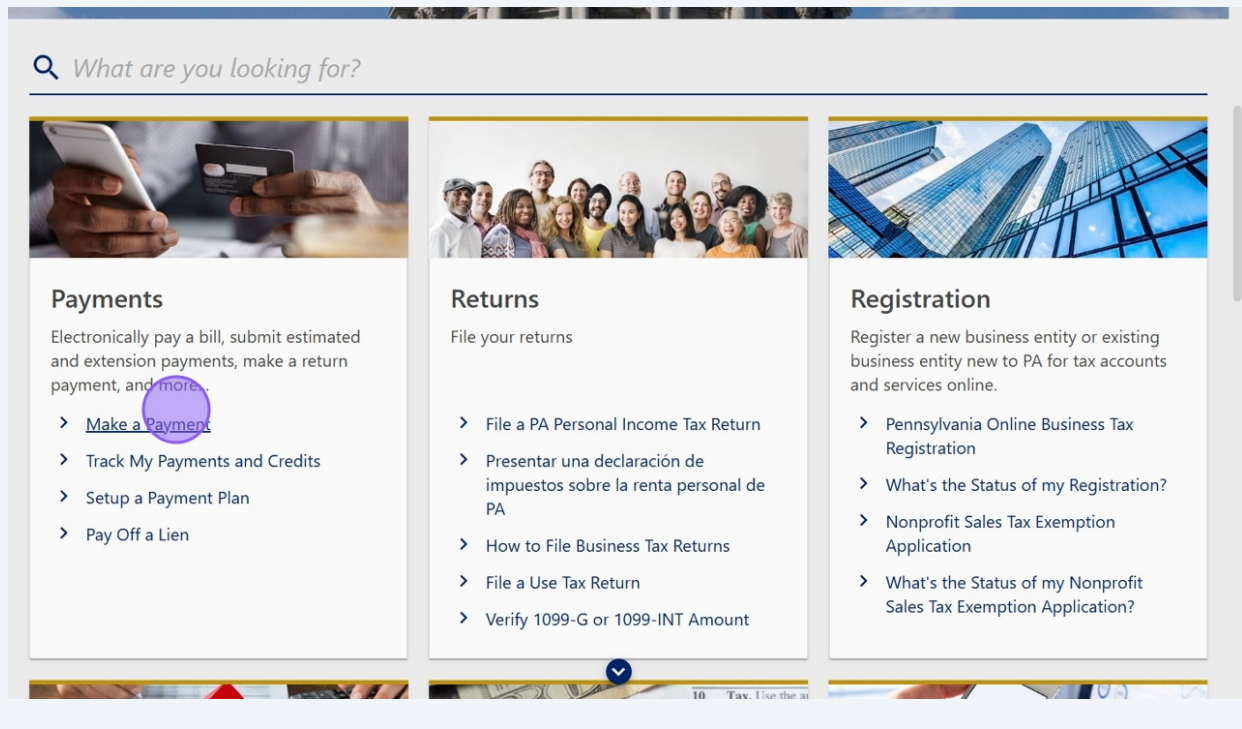
# How to Make a Personal Income Tax Payment Online

1 Navigate to <https://mypath.pa.gov/>

- DO NOT CREATE AN ACCOUNT



## 2 Scroll down to - Click "Make a Payment" - DO NOT CREATE AN ACCOUNT



## 3 Select the "Personal Income Tax" option.

The screenshot shows the "Make a Payment" form. At the top, there is a progress bar with two steps: "Demographics" and "Payment". The "Payment" step is currently active. Below the progress bar, there is a section titled "How would you like to apply your payment?". This section contains four dropdown menus: "Account type", "Payment type", "Tax year", and "Tax Month". The "Account type" dropdown is currently set to "Personal Income Tax", which is highlighted with a purple circle. Below the dropdowns, there is a note: "For additional payment options, please cancel and log in to your account." Below this section, there are two columns of form fields. The left column is titled "Taxpayer" and contains fields for "Identification type" (with a dropdown for "Social Security Number" and "Individual Taxpayer ID Number"), "First name", and "Last name". The right column is titled "Primary Phone" and contains fields for "Country" (with a dropdown for "USA") and "Type".

4 Select the "Return Payment" option.

**Make a Payment**

Demographics Payment

**How would you like to apply your payment?**

Account type Payment type Tax year \* Tax Month

Personal Income Tax Return Payment Required

*For additional payment options, please cancel and log in to your account.*

**Taxpayer**

Identification type \*

Social Security Number

Individual Taxpayer ID Number

First name \*

Required

**Primary Phone**

Country

USA

Type \*

Required

5 Select the "2024" option or Prior Year you need to make payment for

**Make a Payment**

Demographics Payment

**How would you like to apply your payment?**

Account type Payment type Tax year \* Tax Month

Personal Income Tax Return Payment 2024 Required

*For additional payment options, please cancel and log in to your account.*

**Taxpayer**

Identification type \*

Social Security Number

Individual Taxpayer ID Number

First name \*

Required

**Primary Phone**

Country

USA

Type \*

Required

## 6 Click "Social Security Number"

### How would you like to apply your payment?

Account typePayment typeTax yearTax Month

Personal Income TaxReturn Payment2024

For additional payment options, please cancel and log in to your account.

#### Taxpayer

Identification type \*

Social Security Number

Individual Taxpayer ID Number

First name \*

Required

Middle name

Last name \*

#### Primary Phone

Country

USA

Type \*

Required

Cancel

PreviousNext

## 7 Click the "Social Security Number" field.

### How would you like to apply your payment?

Account typePayment typeTax yearTax Month

Personal Income TaxReturn Payment2024

For additional payment options, please cancel and log in to your account.

#### Taxpayer

Identification type \*

Social Security Number

Individual Taxpayer ID Number

Social Security Number \*

Required

First name \*

Required

Middle name

#### Primary Phone

Country

USA

Type \*

Required

Cancel

PreviousNext

8 Click the "Address" field. Enter your Full Address as filed on the tax return

Social Security Number

Individual Taxpayer ID Number

Social Security Number

\*\*\*\_\*\*-\*\*\*\*

First name

EMILY

Middle name

Last name

☐ Provide spouse information

USA

Type \*

Required

Address \*

Required

Verify address

Cancel Previous Next

9 Click "Verify address"

Social Security Number

Individual Taxpayer ID Number

Social Security Number

\*\*\*\_\*\*-\*\*\*\*

First name

EMILY

Middle name

Last name

☐ Provide spouse information

USA

Type \*

Required

Address \*

PA 1

Required

Verify address

Cancel Previous Next

## 10 Select the "Phone" option.

Personal Income Tax    Return Payment    2024

*For additional payment options, please cancel and log in to your account.*

### Taxpayer

Identification type

Social Security Number

Individual Taxpayer ID Number

Social Security Number

\*\*\*-\*\*-\*\*\*\*

First name

EMILY

Middle name

Last name

☐ Provide spouse information

### Primary Phone

Country

USA

Type

Cell Phone

Phone \*

Required

Cancel    < Previous    Next >

## 11 Click the "Phone" field. Enter the appropriate contact phone #

Personal Income Tax    Return Payment    2024

*For additional payment options, please cancel and log in to your account.*

### Taxpayer

Identification type

Social Security Number

Individual Taxpayer ID Number

Social Security Number

\*\*\*-\*\*-\*\*\*\*

First name

EMILY

Middle name

Last name

☐ Provide spouse information

### Primary Phone

Country

USA

Type

Cell Phone

Phone \*

*Required*

Cancel    < Previous    Next >

## 12 Click "Next"

Personal Income Tax    Return Payment    2024

*For additional payment options, please cancel and log in to your account.*

### Taxpayer

Identification type

Social Security Number

Individual Taxpayer ID Number

Social Security Number

\*\*\*-\*\*-\*\*\*\*

First name

EMILY

Middle name

Last name

☐ Provide spouse information

### Primary Phone

Country

USA

Type

Cell Phone

Phone \*

(814) - - - - -

*Required*

*Format: (999) 999-9999*

Cancel    < Previous    Next >

### 13 Click "ACH Debit" or Credit Card (Charges a Fee)

**Pennsylvania Department of Revenue**

< Payment Options

## Make a Payment

Make a Payment

Demographics **Payment**

How would you like to pay?

\* ACH Debit Credit/Debit Card

Cancel < Previous Submit

THE STATE OF PENNSYLVANIA COMMONWEALTH OF PENNSYLVANIA PENNSYLVANIA DEPARTMENT OF REVENUE Contact the Department

### 14 Click the "Routing Number" field. - Enter Bank Routing Number

ACH Debit Credit/Debit Card

There is no fee to use this payment option. By selecting "ACH" you will be initiating an Automated Clearing House (ACH) payment. This authorizes the Pennsylvania Department of Revenue to initiate a direct transfer of funds from your financial institution. To pay using a credit or debit card, select "Credit/Debit Card" (additional fees apply).

### Personal Income Tax

### Payment Channel

Type  
Direct Debit - US Bank

Routing Number \*  
Required

Account Number \*  
Required

Confirm Account Number \*  
Required

Bank Account Type \*  
☐ Checking

### Payment

Remit a payment for a specific return with outstanding tax due.

Payment Date  
25-Jun-2025

Amount \*  
Required

Confirm Amount \*  
Required

Cancel < Previous Submit

## 15 Click the "Account Number" field.- Enter Bank Account Number

ACH Debit

Credit/Debit Card

There is no fee to use this payment option. By selecting "ACH" you will be initiating an Automated Clearing House (ACH) payment. This authorizes the Pennsylvania Department of Revenue to initiate a direct transfer of funds from your financial institution. To pay using a credit or debit card, select "Credit/Debit Card" (additional fees apply).

### Personal Income Tax

### Payment Channel

Type

Direct Debit - US Bank

Routing Number \*

Required

Account Number \*

Required

Confirm Account Number \*

Required

Bank Account Type \*

☐ Checking

### Payment

Remit a payment for a specific return with outstanding tax due.

Payment Date

25-Jun-2025

Amount \*

Required

Confirm Amount \*

Required

Cancel

< Previous

Submit

## 16 Click the "Confirm Account Number" field. - Re-Enter Account Number

ACH Debit

Credit/Debit Card

There is no fee to use this payment option. By selecting "ACH" you will be initiating an Automated Clearing House (ACH) payment. This authorizes the Pennsylvania Department of Revenue to initiate a direct transfer of funds from your financial institution. To pay using a credit or debit card, select "Credit/Debit Card" (additional fees apply).

### Personal Income Tax

### Payment Channel

Type

Direct Debit - US Bank

Routing Number \*

Required

Account Number \*

Required

Confirm Account Number \*

Required

Bank Account Type \*

☐ Checking

### Payment

Remit a payment for a specific return with outstanding tax due.

Payment Date

25-Jun-2025

Amount \*

Required

Confirm Amount \*

Required

Cancel

< Previous

Submit

## 17 Choose either Checking or Savings for your account Type

Personal Income Tax

Payment Channel

Payment

Type

Direct Debit - US Bank

Routing Number \*

Required

Account Number \*

Required

Confirm Account Number \*

Required

Bank Account Type \*

☒ Checking

☐ Savings

Required

Remit a payment for a specific return with outstanding tax due.

Payment Date

25-Jun-2025

Amount \*

Required


Confirm Amount \*

Required

Cancel

< Previous

Submit

 COMMONWEALTH OF PENNSYLVANIA

PENNSYLVANIA DEPARTMENT OF REVENUE  
Contact the Department

## 18 Click the "Payment Date" field - Choose what date you want the payment to withdraw from you bank account

There is no fee to use this payment option. By selecting "ACH" you will be initiating an Automated Clearing House (ACH) payment. This authorizes the Pennsylvania Department of Revenue to initiate a direct transfer of funds from your financial institution. To pay using a credit or debit card, select "Credit/Debit Card" (additional fees apply).

Personal Income Tax

Payment Channel

Payment

Type

Direct Debit - US Bank

Routing Number \*

Required

Account Number \*

Required

Confirm Account Number \*

Required

Bank Account Type

☒ Checking

☐ Savings

Remit a payment for a specific return with outstanding tax due.

Payment Date

25-Jun-2025

Amount \*

Required

Confirm Amount \*

Required

## 19 Click the "Amount" field & Enter the Amount Due, or that you want to pay

Pennsylvania Department of Revenue to initiate a direct transfer of funds from your financial institution. To pay using a credit or debit card, select "Credit/Debit Card" (additional fees apply).

Personal Income Tax	Payment Channel	Payment
	Type Direct Debit - US Bank	Remit a payment for a specific return with outstanding tax due.
	Routing Number * <i>Required</i>	Payment Date 25-Jun-2025
	Account Number * <i>Required</i>	Amount * <i>Required</i>
	Confirm Account Number * <i>Required</i>	Confirm Amount * <i>Required</i>
	Bank Account Type <input checked="" type="radio"/> Checking <input type="radio"/> Savings	

Cancel < Previous Submit

## 20 Click the "Confirm Amount" field. - Re-Enter the Amount to be paid

Credit/Debit Card (additional fees apply).

Personal Income Tax	Payment Channel	Payment
	Type Direct Debit - US Bank	Remit a payment for a specific return with outstanding tax due.
	Routing Number * <i>Required</i>	Payment Date 25-Jun-2025
	Account Number * <i>Required</i>	Amount * <i>Required</i>
	Confirm Account Number * <i>Required</i>	Confirm Amount * <i>Required</i>
	Bank Account Type <input checked="" type="radio"/> Checking <input type="radio"/> Savings	

Cancel < Previous Submit

## 21 Click "Submit"

Required

Confirm Account Number \*

Required

Bank Account Type

☒ Checking

☐ Savings

Required

Confirm Amount \*


Required

Required

Cancel

[< Previous](#)

Submit



COMMONWEALTH OF PENNSYLVANIA

Keystone State. Proudly founded in 1681 as a place of tolerance and freedom.

PENNSYLVANIA DEPARTMENT OF REVENUE

Contact the Department

Provide myPATH Feedback

For your security, this application will time out after 15 minutes of inactivity. All unsaved information will be lost.