

# DELUXE™ STORM DOORS

Deluxe storm doors are the answer whether you're looking for additional light, ventilation or protection from the elements. You'll find the exact style you're looking for in our Deluxe storm doors.



## DELUXE STORM DOORS INCLUDE:

- Triple seal bottom sweep
- 1¼" x 3⅝" wide sculptured frame
- BetterVue® fiberglass screen

## LIFETIME LIMITED WARRANTY

Includes Glass Breakage

## STANDARD HARDWARE & ACCESSORIES



Deluxe 397 Full View Storm Door in  
Rustic Bronze featuring Sierra Multi-Point  
Mortise hardware in Aged Bronze

## AVAILABLE STYLES:



385 Full View Double  
Prairie with Beveled  
Glass  
(Includes screen\*)



382 Full View with  
Beveled Glass  
(Includes screen\*)



397 Full View  
(Includes screen\*)




391 Full View  
Divided Lite  
(Includes top screen) ‡



396-V One-Lite with fixed  
.023 gauge stainless steel  
screen ventilated bottom  
& removable sash  
(Includes top screen\*) ‡  
(Art Glass available)



396 One-Lite  
(Includes screen\*) ‡  
(Art Glass available)



399-M  
Modern Self-Storing  
(Includes full screen) ‡




399 Self-Storing  
(Includes full screen\*) ‡



398-M  
Modern Hi-Lite  
(Includes top screen) ‡



398 Hi-Lite  
(Includes top screen) ‡



389-M  
Modern Self-Storing  
(Includes full screen\*) ‡



389 Self-Storing  
(Includes full screen\*) ‡



379-C  
Colonial Self-Storing  
(Includes full screen) ‡



379 Self-Storing  
(Includes full screen) ‡



392 Provincial  
Self-Storing  
(Includes full screen) ‡



394 Provincial  
(Includes screen) ‡



393 Crossbuck  
Self-Storing  
(Includes full screen) ‡



395 Crossbuck  
(Includes screen) ‡



374-C  
Colonial Half-Lite  
(Includes screen) ‡



374 Flush Half-Lite  
(Includes screen) ‡



397-VIN  
Vintage



Acrylic is required (instead of tempered glass) for custom size storm doors where the sash size is greater than 20 square feet or the sash weight is greater than 36 pounds. entryLINK will automatically change the glass selection to acrylic based on these limits.

\* Full and One-Lite screens have horizontal stabilizer bar.

‡ Available in 8' height

## ART GLASS

See entryLINK for style availability.

For French Storm Door information refer to entryLINK.