


## Security/Postal Impact Traffic Door

# Durulite® Series 200



Chase Security Doors are specifically designed and manufactured to be tough and dependable. They are strong enough to withstand punishing personnel-ridden vehicle traffic yet lightweight enough to open easily, operate smoothly, and allow for damage free, safe passage for personnel and equipment. All Chase Security Doors have been tested by the United States Postal Service and meet RE-5 security guidelines.




**Additional Security** – Upper and lower cane bolts, 2" chain or cable lock sleeves, and tamper proof fasteners are used for additional security.

**Window** – Double glazed 1/8" thick polycarbonate recessed vision panels with three security bars spaced on 7" centers.


**Internal Reinforcement** – The leading and back edge of door are internally reinforced with tubular steel to ensure flatness and strengthen the door panel.

**Door Panel** – Patented, one-piece rotationally molded construction with 1/4" thick rotationally molded polyethylene outer skin, offers the lightest weight per panel of any USPS approved traffic door. This door offers extraordinary impact resistance and retains its properties to -40°F.

**Gasketing** – Full perimeter gasketing provides thermal separation and is factory applied without the use of metal strips or fasteners, making it easy to replace in the field.



**Insulated Core** – The foamed-in-place Non-CFC urethane core (permanently bonded to the outer surface) does not break down when impacted, provides sound abatement, and excellent thermal separation with an R factor of 10.83.



**Upper Hinge** – Double-acting V-Cam hinging system operates smoothly and is virtually maintenance free with its permanently lubricated needle bearing roller assembly. Optional stainless steel hinge is available.



**Bottom Hinge** – For additional strength and durability the hinge is designed with pillow block constructed of zinc plated ductile iron (stainless steel is optional) with a UHMW sleeve and solid cast aluminum lower hinge adapter.