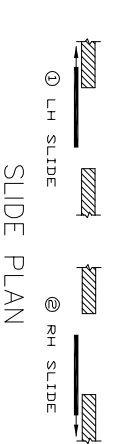
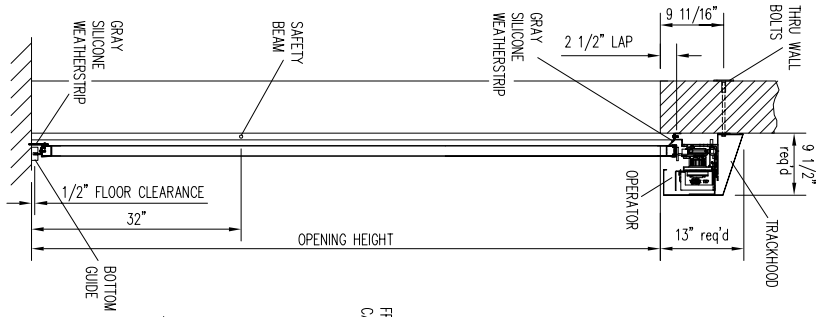


**Chase Doors**  
 Tel: (800) 543-4455  
 www.chasedoors.com  
 FAX: (800) 978-6570

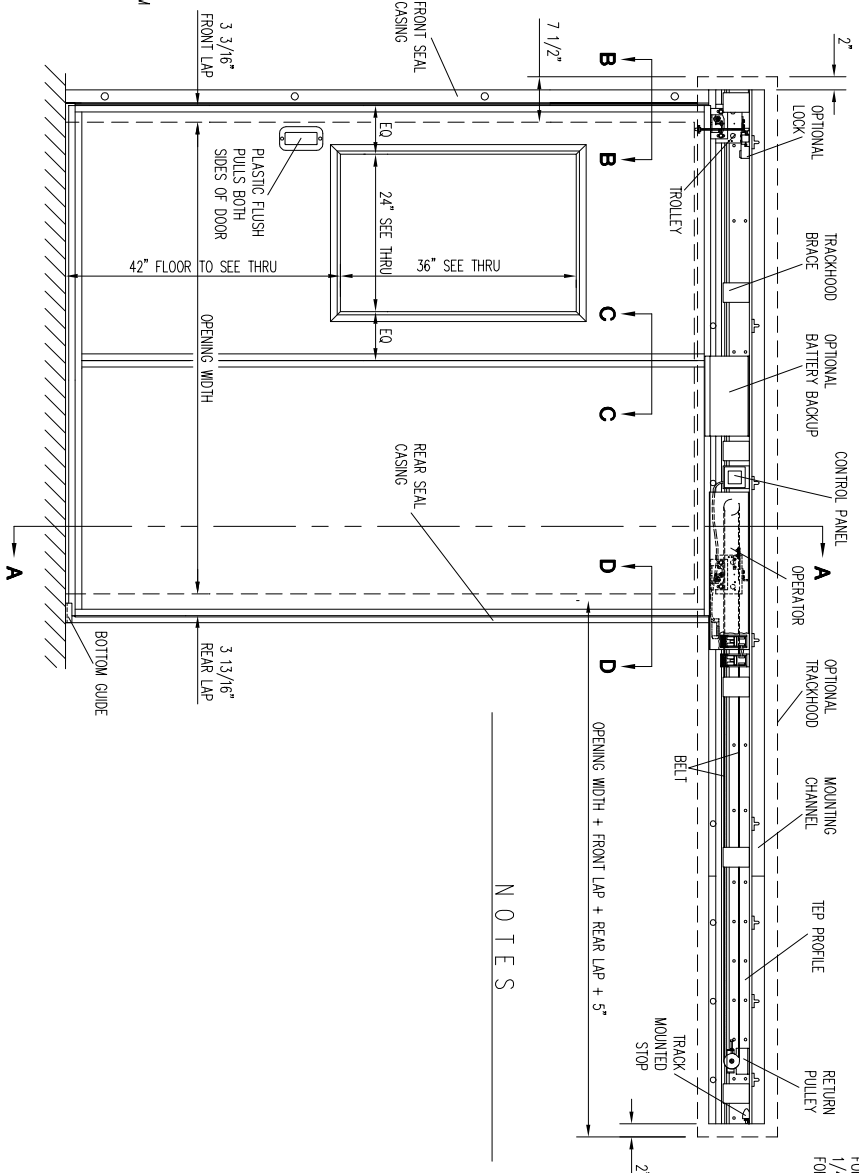
ARCH:	CUSTOMER NO:	NO. PRINTS	FOR	DATE	REVISED
G.C.	CHASE ORDER NO:				
JOB	DRAWN BY:				
SOLD TO	SHEET ____ OF ____				



**SECTION 'A-A'**

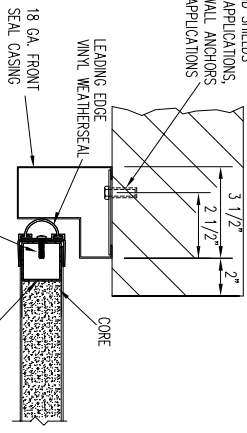


**SAINO SERIES 67000F  
 NON-LABELED DOOR WITH TXP, TEP, or TLP OPERATOR  
 AUTOMATIC DOOR**



NOTES

1/4" BOLTS AND SHIELDS FOR MASONRY APPLICATIONS  
 1/4" HOLLOW WALL ANCHORS FOR DRYPWALL APPLICATIONS



**SECTION 'B-B'**

SPULCE SECTION REQ'D WHEN DOORS ARE TOO LARGE TO BE MANUFACTURED IN A SINGLE PANEL

**SECTION 'C-C'**

20 GA. SPLICE CHANNELS  
 16 GA. x 1-1/2" SQ TUBES PERIMETER OF DOOR

1/4" BOLTS AND SHIELDS FOR MASONRY APPLICATIONS, 1/4" HOLLOW WALL ANCHORS FOR DRYPWALL APPLICATIONS

**SECTION 'D-D'**

