

# THERMOCLEAR

FULL VIEW ALL-GLASS REACH-IN DOOR MERCHANDISING SYSTEM



SUPERIOR CONDENSATION  
PREVENTION

**ALL-GLASS VIEWING AREA FOR  
EXCEPTIONAL MERCHANDISING**





## FEATURES

- Best in class LEDs provide luminous, sleek merchandise display
- Superior thermal performance
- Smart insulated frame design reduces condensation and energy consumption
- DOE Compliant
- A trusted aftermarket replacement option
- Widely compatible for replacement of full-systems and components (Net Clear Openings, door dimensions & shelving hook points)
- Efficient 3-pane argon glass pack
- Automatic Hold-Open
- Door stop feature protects shoppers and equipment
- Occupancy sensor

## OPTIONS

- Matching Pass-Thru entry doors
- French door frame (cooler applications only)
- Full length handle
- Cylinder and POM locks
- Extra shelves
- Black or white epoxy-coated shelf posts
- Full length LEDs



## SIZES AVAILABLE

24" W x 67" H  
26" W x 67" H  
30" W x 67" H

24" W x 75" H  
26" W x 75" H  
28" W x 75" H

30" W x 75" H  
36" W x 75" H  
24" W x 79" H

26" W x 79" H  
28" W x 79" H  
30" W x 79" H

**MEDIUM TEMP**  
3-Pane Glass Pack  
w/ Argon Gas  
75°F, 55% RH  
Ambient / 35°F  
Walk-In

**MEDIUM TEMP -  
HIGH HUMIDITY**  
3-Pane Glass Pack  
w/ Argon Gas  
75°F, 65% RH Ambient  
/ 35°F Walk-In

**LOW TEMP**  
3-Pane Glass Pack  
w/ Argon Gas  
75°F, 55% RH  
Ambient / -15°F  
Walk-In

**LOW TEMP -  
HIGH HUMIDITY**  
3-Pane Glass Pack  
w/ Krypton Gas  
75°F, 65% RH  
Ambient / -15°F  
Walk-In



## SHELVING

**Standard Shelving - doors less than 79"**: Five shelves, shelf depth options include 24", 27", 36" and 42". Door width options include 24", 26", 28" and 30".

**Standard Shelving - doors 79"**: Seven shelves, shelf depth options include 24", 27", 36" and 42". Door width options include 24", 26", 28", 30" and 36".

**Gravity Flow Shelving**: Shelf depth options include 24", 27", 36" and 42". Door width options include 24", 26", 28" and 30".

**Double Wide Shelving**: Shelf depth options include 27" and 36". Door width options include 24", 26", 28" and 30".



Shelving

## LIGHTING

Best in class Thermoseal Pureview LEDs are designed for light saturation levels, color temperatures, and efficiency. Thermoseal LEDs offer an extraordinary dimming driver and occupancy sensor technology.

Standard length LED fixtures 68"-69"

Full-length LED fixtures 73.5"



LED Lighting

## OTHER

**Elliptical Handles**: Available in black, satin silver, and black anti-microbial.

*Note: Full-length handles available. Additional handles available for replacement to match existing products - contact factory for specifics.*


**Standard Door Rails**: Available in satin silver and black. *Additional rails are available to match existing glass doors - contact factory for information.*



Elliptical Handles

## 3-PANE GLASS PACK

The 3-pane argon glass pack features thin layers of argon gas (non-toxic) between each pane, raising the bar for insulation and efficiency.




## ROLL-A-WAY CART

All Thermoseal shelving kits are available as part of a Roll-A-Way Cart. Roll-A-Way Carts are available in a variety of sizes and in white or black finishes.



Best in class Thermoseal Pureview LEDs  
Standard LED Vs. Full-Length LED



## DOE COMPLIANT

This door is designed and certified for use in walk-in cooler and freezer applications. The models and energy consumption rates listed below are a sample of the models certified as compliant with DOE standards and offered for sale. Energy consumption varies by model, and ranges from 0.89 kWh/day to 13.31 kWh/day.

MODEL:	ENERGY CONSUMPTION:
TC-MT-2479	0.97 kWh/day
TC-MT-2479	1.51 kWh/day
TC-MT-2479-3D	2.05 kWh/day
TC-MT-2479-4D	2.59 kWh/day
TC-MT-2479-5D	3.12 kWh/day
TC-LT-2479-1D	2.41 kWh/day
TC-LT-2479-2D	4.44 kWh/day
TC-LT-2479-3D	6.45 kWh/day
TC-LT-2479-4D	8.47 kWh/day
TC-LT-2479-5D	10.48 kWh/day

Energy consumption rates for all models currently offered for sale can be found at:

[https://www.regulations.doe.gov/certification-data/CCMS-4-Walk-In\\_Coolers\\_and\\_Freezers\\_-\\_Doors.html#q=Product\\_Group\\_s%3A%22Walk-In%20Coolers%20and%20Freezers%20-%20Doors%22](https://www.regulations.doe.gov/certification-data/CCMS-4-Walk-In_Coolers_and_Freezers_-_Doors.html#q=Product_Group_s%3A%22Walk-In%20Coolers%20and%20Freezers%20-%20Doors%22)


## OTHER PRODUCTS FROM **THERMOSEAL:**



1400 NARROW RAIL  
DOOR SYSTEMS



1400 FLAT RAIL  
DOOR SYSTEMS



1403 PASS-THRU  
DOOR SYSTEMS



WELDED PVC  
DOOR SYSTEMS

